

ELLA

Standard Features:

- Premium high-density, high-resiliency foam seat cushion
- Single-needle top stitching
- Tight back and seat cushion
- Articulating, adjustable height headrest
- Adjustable height swivel base
- Quick-ship delivery
- Lifetime warranty on frame
- 10 year warranty on mechanism

Options:

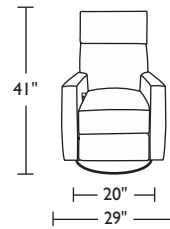
- Adjustable height swivel base available in wood, stainless steel, or upholstered.
 (Wood base available in Acorn, Espresso, or Walnut finish)
- Fixed wood legs available in Acorn, Espresso or Walnut finish
- Extra firm seating option (Seat cushion, back cushion, and headrest)
- Two-tone contrast available
 (First tone includes outer shell & arms. Second tone includes headrest, back cushion, and seat cushion.)
- Lever available in antique brass or stainless steel
- Headrest cover available

Please use actual leather, fabric and Ultrasuede® swatches when specifying furniture as the colors shown may vary due to the printing process.

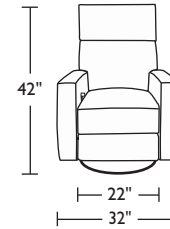
Note:

All height dimensions represent recliner at lowest position of swivel base or with fixed leg option. The height of recliners with swivel base option can increase approximately 2-1/4" by simply rotating the recliner counter-clockwise.

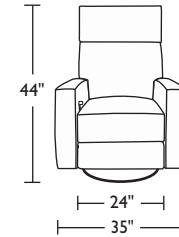
EEL-RV5-ST



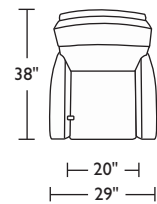
EEL-RV7-ST



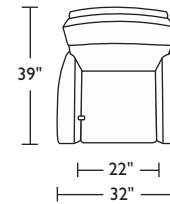
EEL-RV9-ST



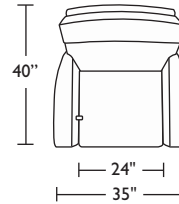
EEL-RV5-ST



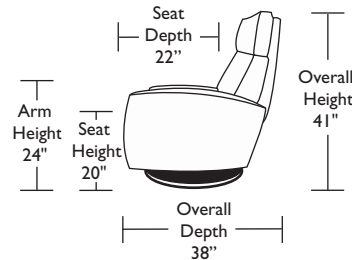
EEL-RV7-ST



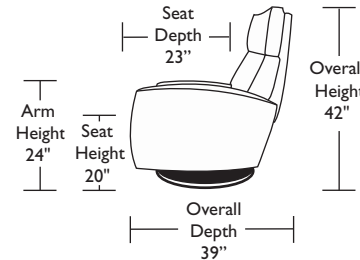
EEL-RV9-ST



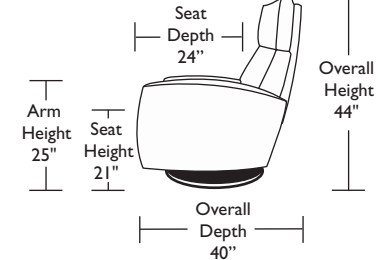
EEL-RV5-ST



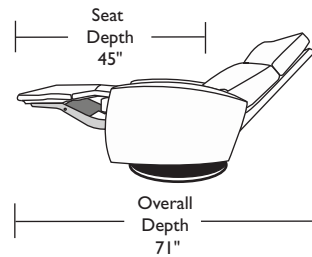
EEL-RV7-ST



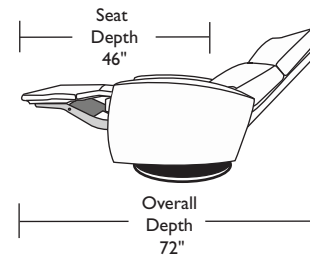
EEL-RV9-ST



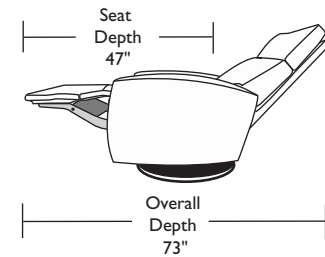
EEL-RV5-ST



EEL-RV7-ST



EEL-RV9-ST



Wall clearance is 12"

All dimensions are approximate and subject to change. V8.18.11